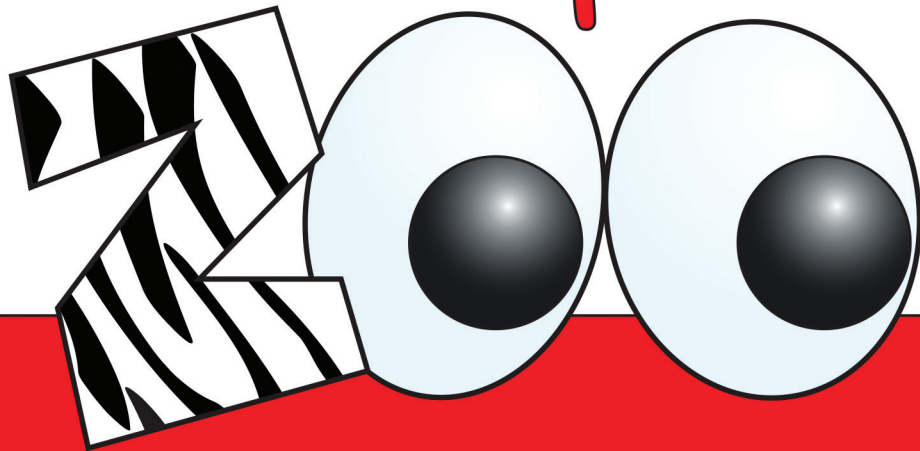



Glue Stick



FUN

Scissor Skill Activities
for Ages 5 and Up.

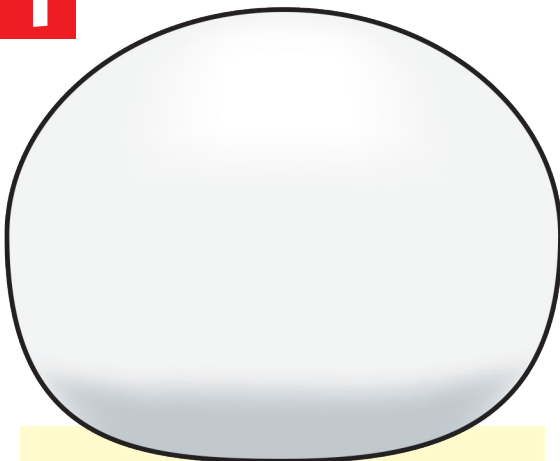
All you need is
a glue stick,
safety scissors,
and this book!



By Nancee Jean Busse


Pauly the Panda

1



Cut out the head.

2



Cut out the eyes. Glue the eyes to the head.

3



Cut out the nose. Glue the nose to the head, barely overlapping the eyes.


4





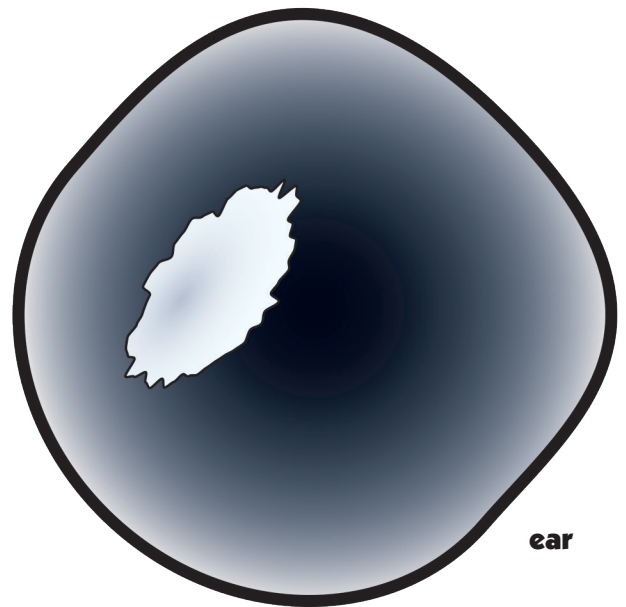

Cut out the ears. Glue the ears to the underside of the head as shown.

Pauly the Panda Cut-out Pieces

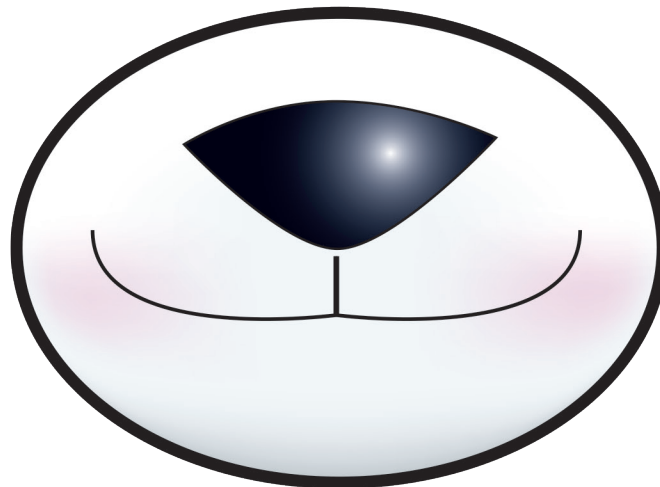
head



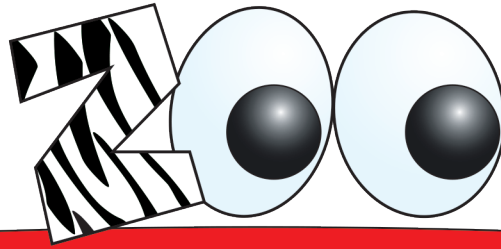
Pauly the Panda Cut-out Pieces



nose



Welcome to Glue Stick



FUN for Ages 5 and Up.




Glue Stick Zoo will provide children with attractive, colorful projects that teach a variety of early childhood skills. These sequenced, step-by-step projects aid in the development of:

- Scissor skills
- Visual-motor coordination
- Following directions
- Information processing skills
- Manual dexterity and patterns of movement
- Observation skills
- Discrimination of color, shape, and texture
- Grouping, ordering, and spatial orientation skills

When your student or child completes a Glue Stick Zoo project, he or she will be engaging in an enjoyable challenge to generate cognitive knowledge. Once completed, these adorable creatures can be used for dramatic play, science and nature discussion, or a striking room display. We hope you enjoy completing these projects as much as we did creating them!

*All you need is a glue stick,
safety scissors, and this book!*



Buy the full version with all 10 projects on
Amazon.com at the following link:

[BUY GLUE STICK ZOO](#)